




Education
Sources & Resources

▶ **Technical Education**

Offerings and Engagement

Gareth Fraser-King
Technical Services – Education and Field Enablement

VERITAS™



The goal of this presentation is to help you find technical job aids and training for Veritas products and solutions. This presentation will help you find technical material for both you and your customers, as well as offering education classes to those customers you feel would benefit from training.

1

Technical Education and Enablement Offerings

2

Partner Resources

3

Internal Resources

4

External Resources

Technical Field Enablement

Offerings

Technical Education and Enablement Offerings



Instructor-Led Training

Hands-on, in-class instruction

Available directly from Veritas, or from highly skilled Authorized Training Partners

- Small class sizes
- Hands-on labs
- Certified instructors

Virtual Instructor Led Training

Hands-on, live virtual instruction

Skip the need to travel; gain the best of live, personalized instruction

- Live lectures
- Practical, hands-on labs; one-to-one sessions
- Same level of deep knowledge transfer as ILT

Veritas eLibrary

On-demand, web-based training

A collection of free, on-demand, Web-based training courses that span the Veritas products

- Hundreds of regularly updated courses
- Modular content
- In-depth coverage

Veritas Certification

Develops and validates expertise

Certified professionals possess high-performance technical problem-solving expertise; ability to administer Veritas solutions

- Veritas Certified Specialist
- Veritas Certified Professional

Technical Enablement

Go to market Technical content

A collection of free Whitepapers, Tech briefs, Product Presentations, Blueprints, Podcasts, Tech Talks, InfoBits, Bootcamps, and Hands-on-labs

- Learn solutions, technology, and implementation
- Sell more

Veritas Accreditation

Develops and validates Sales technical expertise

Technical and sales training on Veritas products from fundamental to advanced topics and preparatory materials

- Veritas Sales Expert
- Veritas Sales Expert Plus















Field Enablement



- Go to Market Technical Enablement Content
- A collection of Whitepapers, Technical Briefs, Product Presentations, Blueprints, Podcasts, Tech Talks, InfoBits, Bootcamps, and Hands-on-Labs
- Designed for the Internal & External Technical Community:
 - A **short introduction** to a particular technology
 - Build specific presentations to a **customer requirement**
 - **Leave Behinds & Quick Reference Guides**
 - **Focus on a particular technology** or how a group of technologies work in conjunction with each other
 - Update the Veritas Technical Community on **what's new**
 - **Best practices** around specific technologies when implementing, designing or configuring the product.

Technical Field Enablement: Deliverables

<p>A technical overview deck covering all the major features within the product at a technical but high level</p>	<p>A deep dive technical presentation expanding on the overview deck to include “differences slides”</p>	<p>A subset of the technical feature presentation showing specific differences between new and the previous version</p>	<p>Architectural design presentation; includes “do” and “don’t” life preserver guidelines</p>	<p>Aimed at specific technical scenarios, is generally between 20-60 pages in length; includes business value, diagrams, licensing examples, and best practices</p>	<p>Brief technical explanation on key product components and technologies for a particular technology or technologies</p>
 <p>Technical Overview PPT</p>	 <p>Technical Feature PPT</p>	 <p>What’s New PPT</p>	 <p>Blueprints</p>	 <p>Technical White Papers</p>	 <p>Technical Feature Briefs</p>
<p>A 15-20 minute interview with a SME covering a specific aspect or technology within the product</p>	<p>A 5 minute or less whiteboard video outlining the architecture of a specific technology within the product</p>	<p>A reference architecture is a 'solution template' that illustrates a known functional or best practice example of a product implementation</p>	<p>Quick reference card on specific technologies within the product</p>	<p>Hands-on-labs with lab guides on Granite or Captivate walk through, screencasts, videos for Net New Features</p>	<p>Weekly webcast presentation delivered on a specific technology or feature</p>
 <p>Technical Podcasts</p>	 <p>InfoBits</p>	 <p>Reference Architectures</p>	 <p>Infographic</p>	 <p>Labs/Demos</p>	 <p>Tech Talks</p>

Note: TFE deliverable types differ across peaks; there are minor variations in the common deliverables.

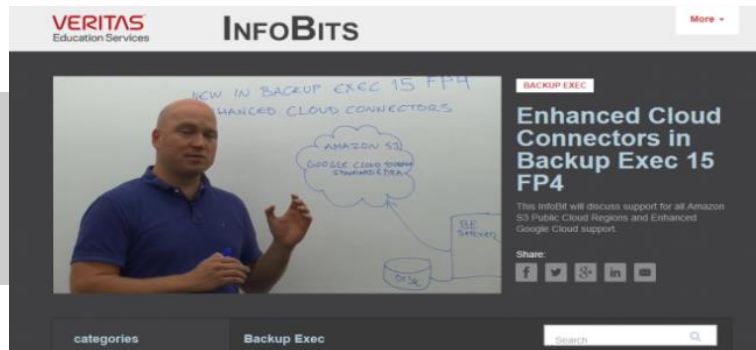
Accessing Training Offerings

LearnCentral & PartnerNet



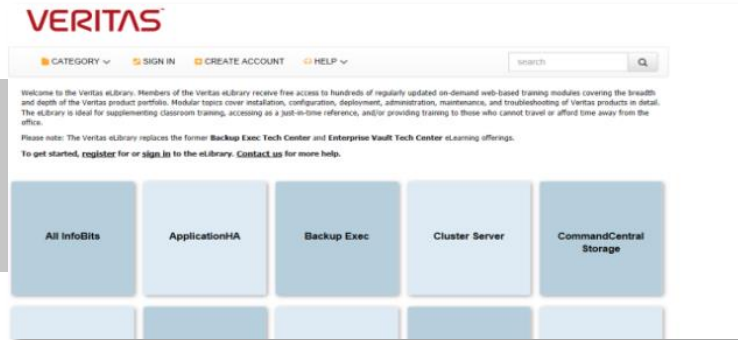
2865 learning activities across **28** Veritas product areas; over **900** hours of technical product training.

Veritas Education InfoBits



242 short-video format “InfoBits” to date. These 5-minute video modules capture experts white boarding technical topics.

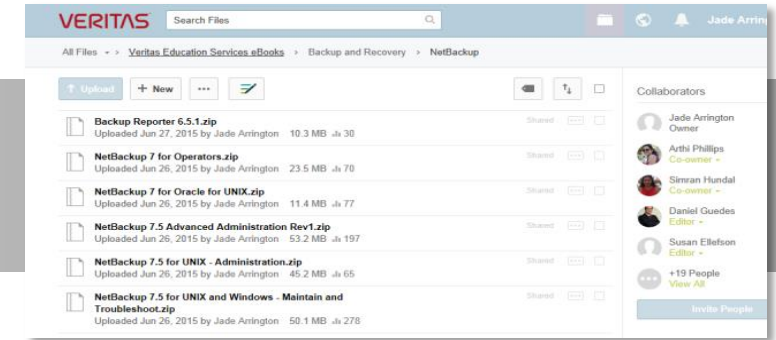
Veritas eLibrary



2209 eLearning modules across **17** major Veritas products; over **600** hours of technical product training.

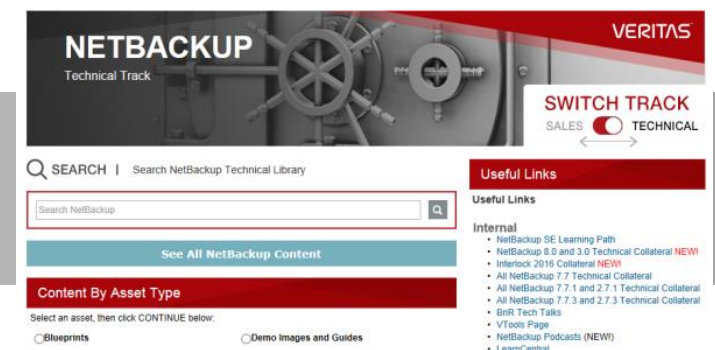
www.veritas.com

Veritas Education eBooks



80 eBooks available to all internals & partners; over **30,000** pages of technical product training.

SalesCentral



Field Enablement **content** and **links** to technical resources.: LearnCentral, Tech Talks, Learning Paths, Podcasts, Forums

Technical Education

Offerings and Engagement





Instructor-Led Training

Available directly from Veritas, or from highly skilled Authorized Training Partners

Gain the critical concepts and skills you need to efficiently deploy, configure, utilize and troubleshoot Veritas solutions.

Learn with the benefit of:

- **Small class sizes**
- **Hands-on labs**
- **Certified instructors** with intimate knowledge of Veritas products, and extensive, real-world experience in information management environments.





Virtual Instructor Led Training

- Providing the same content as instructor-led training, but through a live, online learning experience
- Skip the need to travel, and gain the best of live, personalized instruction from an expert trainer.
- Learn with the benefit of:
 - **Live lectures** and interaction with an expert instructor
 - **Practical, hands-on labs** and opportunities for one-to-one sessions with instructor
 - **Same level of deep knowledge transfer** gained in the classroom



Veritas eLibrary

A collection of free, on-demand, Web-based training courses that span the Veritas product line

Plan self-study to suit personal schedules, learn at a personalized pace and still gain the necessary skills to fully and more effectively utilize Veritas solutions.

Learn with the benefit of:

- **Hundreds of regularly updated courses**
- **Modular content** that can be taken as sequential courses or accessed for just-in-time reference
- **In-depth topics** cover installation, configuration, deployment, administration, and troubleshooting



Coming Soon



On-Demand Courses and Labs

A collection of on-demand Web Based Training with **Sandbox Labs** that span the Veritas product line - self-study over 30 days to suit personal schedules, designed for learning at a personalized pace and still gain the necessary skills to fully and more effectively utilize Veritas solutions.

Newly created On-Demand Lab assisted courses

- **Modular content** that can be taken as sequential courses or accessed for just-in-time reference
- **In-depth topics** cover installation, configuration, deployment, administration, and troubleshooting
- **Self-Paced Labs** created in a sandbox with 30 hours of lab time and additional hours available for purchase
- **Life-Line** email mailbox for SLA questions and answers with Follow the Sun support



Veritas Certification

Providing the highest levels of staff expertise with validated technical skills on a product or solution level

Certified professionals possess high-performance technical problem-solving expertise, and are tested and proven in their ability to administer Veritas solutions.

Become:

- A **Veritas Certified Specialist** with expertise on a specific product, including installation, configuration, deployment, and management
- A **Veritas Certified Professional** with expertise on a solution level with the skills covering multiple products



Questions to Ask

Product is new to the customer

- How will you ensure the solution is installed, configured and deployed correctly?
- How will you ensure the technology solution achieves the desired business results?

Recent staff turnover

- Will your employees have the right level of knowledge, skills and competencies to perform to the expectations of the business solution being invested in?

Proactive planning and risk management

- How long has it been since your staff has been trained on our products? Does your staff log calls into Support that are “how to” questions?

Customer’s staff is not certified

- Is your staff certified on the Veritas solutions they support?

- **Prepaid credits** with built in volume discounts which can be applied to all Education offerings, including classroom, virtual, and onsite training, as well as certification exams.
- **Single Day ILT** (Instructor Led Training) Sku can be purchased in single day increments to match the duration of the training need.

General Pricing Reference Points

Pricing Scenarios	Amount
Instructor led training (Live or Virtual) daily rate	\$750
5-day class (per student)	\$3,750
5- day On-site dedicated classroom (10 students)	\$32,500 plus expenses
5 day dedicated classroom Virtual Academy (VA)	\$27,000
Training Credit (value per credit) for any training offering	\$100

Partner Resources

Access through PartnerNet

Find your desired training content via Veritas PartnerNet

VERITAS | PartnerNet

Veritas PartnerNet Portal
<https://partnet.veritas.com/>

Sign In/ Register

United Kingdom

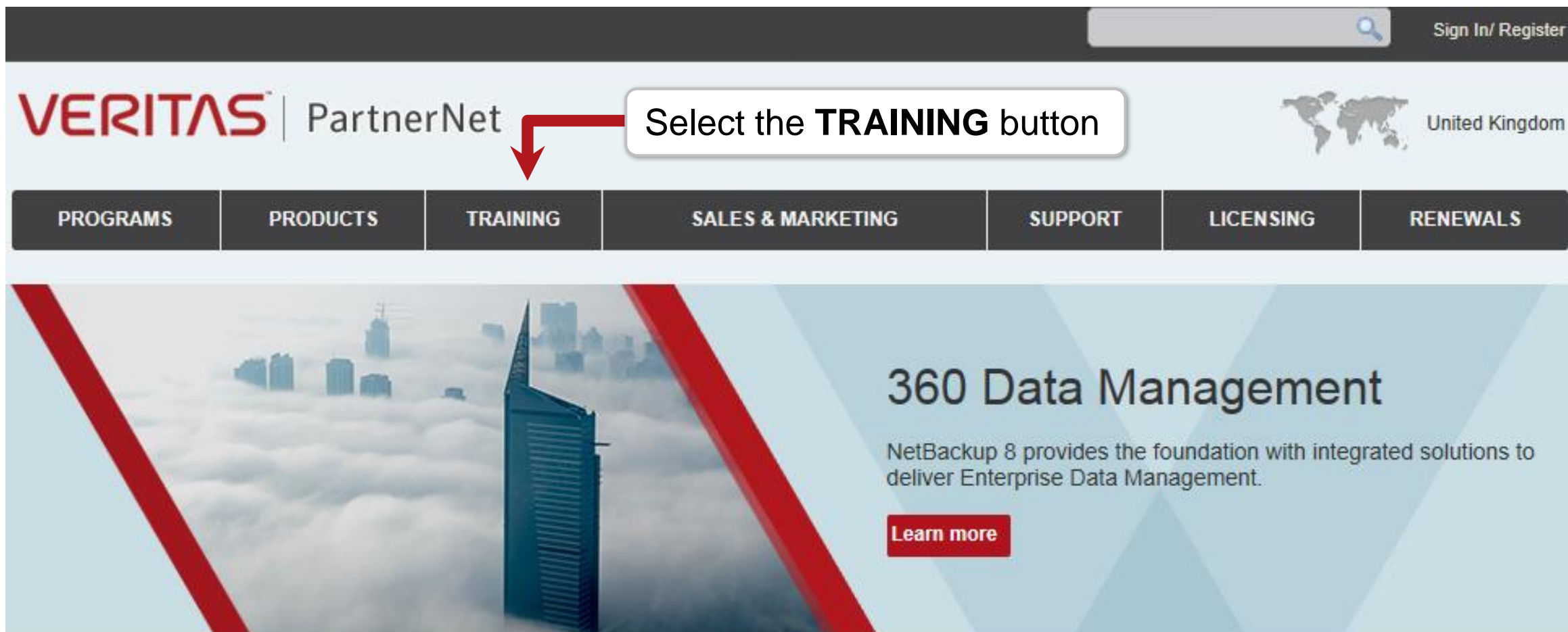
PROGRAMS | PRODUCTS | TRAINING | SALES & MARKETING | SUPPORT | LICENSING | RENEWALS

360 Data Management

NetBackup 8 provides the foundation with integrated solutions to deliver Enterprise Data Management.

[Learn more](#)

PartnerNet - select training



The screenshot shows the top navigation bar of the Veritas PartnerNet website. The navigation menu includes the following items: PROGRAMS, PRODUCTS, TRAINING, SALES & MARKETING, SUPPORT, LICENSING, and RENEWALS. A red arrow points from a callout box to the TRAINING button. The callout box contains the text "Select the TRAINING button".

VERITAS[™] | PartnerNet

Select the **TRAINING** button

Sign In/ Register

United Kingdom

PROGRAMS | PRODUCTS | **TRAINING** | SALES & MARKETING | SUPPORT | LICENSING | RENEWALS

360 Data Management

NetBackup 8 provides the foundation with integrated solutions to deliver Enterprise Data Management.

[Learn more](#)

PartnerNet – select Veritas University for Partners

The screenshot shows the Veritas PartnerNet interface. At the top, there is a navigation bar with tabs for DASHBOARD, PROGRAMS, PRODUCTS, TRAINING (highlighted in red), SALES & MARKETING, SUPPORT, and LICENSING. Below the navigation bar, the page title reads 'Veritas University for Partners'. The main content area features a 'Training' tab and a 'Credentials' tab. The 'Veritas Training' section includes a heading 'Learn how to sell, install, configure, and deploy Veritas solutions.' and a sub-heading 'We offer a variety of training and enablement resources to help you become more proficient with our solutions.' A circular image with the word 'LEARN' is on the left. To the right of the image is a list of links: 'Visit our learning management system, Veritas University for Partners', 'Access defined learning paths', 'Browse online training by product', 'Browse Veritas Sales Academy Replays', 'Browse Veritas Technical Academy Replays', 'Listen to the latest Veritas Technical Podcasts', 'Register for live webinars & events', and 'Contact Education Services to get up to 50% off instructor-led training'. A red arrow points from a callout box to the 'Veritas University for Partners' link.

- This link takes you to LearnCentral
- Internal employees can access through single sign on

Select Veritas University for Partners

Internal & Partner Resources

Where to find material - LearnCentral



Navigating LearnCentral

1. To access LearnCentral, log in to PartnerNet or through PartnerNet
2. Navigate to **Browse Catalog > Product Training & Accreditations > All Partner Learning Paths**
3. If **All Partner Learning Paths** is not displayed, click the **More** arrow to see it.
4. Click **Start** next to your chosen **Learning Path**.

Veritas NetBackup[™]
Current training, exams, and enablement as of June 2016

VERITAS

Get accredited, get certified and learn more!
Click any button to access technical training & enablement resources.

★ VSE Training & Exam
★ VSE+ Training & Exam
★ Veritas Certified Specialist

Click below for exam objectives, prep guide, study guide, and sample exam:

Administration of NBU 7.7
Administration of NBU 7.7 and NBU Appliances 2.7

Tech. Enablement
Core Topics
Advanced Topics
Engineering TOIs
Education eBooks

NBU 7.6 NBU 7.7 NBU 7.6 NBU 7.7 NBU 7.6 NBU 7.7 NBU 7.6 NBU 7.7 NBU

The Learning Path document is a PDF that contains links directly to the content you need on LearnCentral and Box. You can download this PDF; however, it is regularly updated, and if you rely on your downloaded version, you may miss important updates.

- The top row (in turquoise) contains links to VSE, VSE+, and Veritas Certified Specialist content
- **Core Topics** and **Advanced Topics** are being merged. They include:
 - Differences, What's New, Administration, Advanced Administration, and Maintain & Troubleshoot training
- The **Engineering TOIs** section includes TOIs by product version
- **Education eBooks** links to Box

The screenshot shows the Veritas NetBackup™ training portal. At the top, it says "Current training, exams, and enablement as of June 2016". The main heading is "Get accredited, get certified and learn more!" with a subtext "Click any button to access technical training & enablement resources." The interface is divided into several sections:

- VSE Training & Exam**: Includes buttons for NBU 7.6.
- VSE+ Training & Exam**: Includes buttons for NBU 7.6 and NBU 7.7.
- Veritas Certified Specialist**: Includes buttons for "Administration of NBU 7.7" and "Administration of NBU 7.7 and NBU Appliances 2.7".
- Tech. Enablement**: Includes buttons for NBU 7.6 and NBU 7.7.
- Core Topics**: Includes buttons for NBU 7.6 and NBU 7.7.
- Advanced Topics**: Includes buttons for NBU 7.6 and NBU 7.7.
- Engineering TOIs**: Includes buttons for NBU 7.6 and NBU 7.7.
- Education eBooks**: Includes a button for NBU.

All Technical Field Enablement

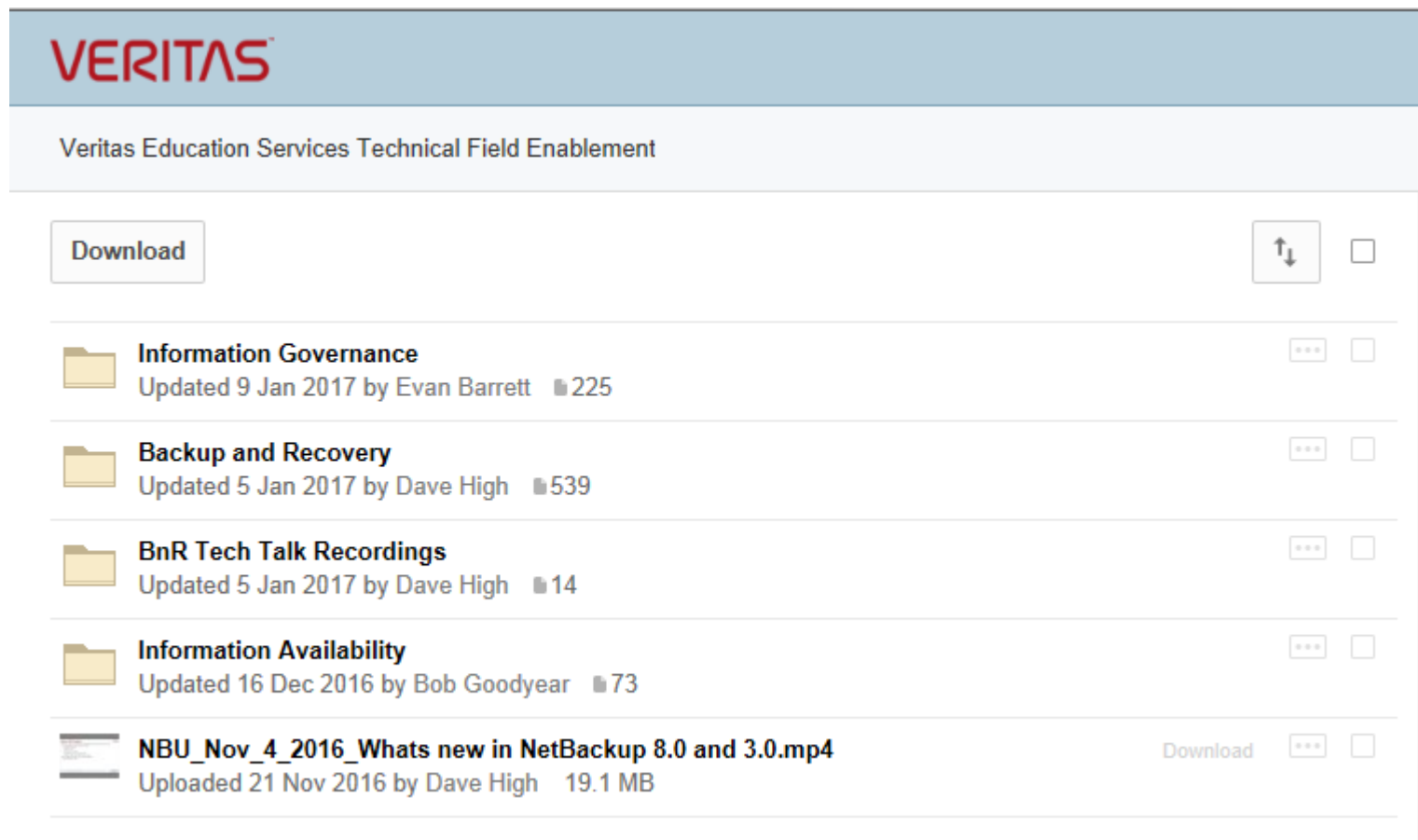
The screenshot shows the Veritas Learning interface. On the left is a 'CATALOGUE' sidebar with a search icon and a close button. Under 'PRODUCT TRAINING & ACCREDITATIONS (2759)', there is a list of categories. A red circle with the number '1' highlights a small downward arrow icon next to the category list. A red circle with the number '2' highlights the category '*All Technical Enablement (1)', which is also circled in red. A red arrow points from this category to the right. On the right side, there is a search bar with the text 'ACTIVITY *' and a 'FILTER' button. Below the search bar is a 'Sort By' dropdown set to 'RELEVANCE'. A red circle with the number '3' highlights the 'Start' button in a dropdown menu that appears when the 'SELECT' button is clicked. The dropdown menu also includes options like 'Register Others', 'Manage Assignments', 'View Details', and 'Add To Development Plan'. Below the search bar, there is a section for 'ACTIVITY (1)' featuring a 'Learn' icon and the title 'Veritas Technical Field Enablement Assets' with a 5-star rating. The description states: 'This activity takes you to our portal of Technical Field Enablement assets. Organized by Product Family, Course 001216'.

1. Click on the little arrow to get the full menu
2. Click on All Technical Enablement
3. Click on Start

Partners & Internal Employees have access to all the same material published to the Technical Field Teams

includes:

- Technical Blueprints
- Feature Briefs
- Infographics
- Technical PPTs
- White Papers
- Best Practices.



The screenshot displays the Veritas Education Services Technical Field Enablement portal. At the top, the Veritas logo is visible in a blue header. Below the header, the text "Veritas Education Services Technical Field Enablement" is centered. A "Download" button is located on the left side. On the right side, there are icons for a folder, a list, and a checkbox. The main content area lists several folders and documents:

- Information Governance**: Updated 9 Jan 2017 by Evan Barrett, 225 items.
- Backup and Recovery**: Updated 5 Jan 2017 by Dave High, 539 items.
- BnR Tech Talk Recordings**: Updated 5 Jan 2017 by Dave High, 14 items.
- Information Availability**: Updated 16 Dec 2016 by Bob Goodyear, 73 items.
- NBU_Nov_4_2016_Whats new in NetBackup 8.0 and 3.0.mp4**: Uploaded 21 Nov 2016 by Dave High, 19.1 MB. This item has a "Download" button and a checkbox.

Navigate through Box

VERITAS

Veritas Education Services Technical Field Enablement > Backup and Recovery

Download

- NetBackup**
Updated 5 Jan 2017 by Dave High 320
- Desktop and Laptop Option**
Updated 3 Jan 2017 by KumarVarun Verma 12
- Backup Exec**
Updated 9 Dec 2016 by KumarVarun Verma 196
- System Recovery**
Updated 24 Oct 2016 by Gareth Fraser-King 10
- BE_Aug_26_2016_Backup Exec 15 Instant Recovery Overview.mp4**
Uploaded 19 Oct 2016 by Dave High 14.6 MB

VERITAS

Veritas Education Services Technical Field Enablement > Backup and Recovery > NetBackup

Download

- NetBackup 7.7**
Updated 5 Jan 2017 by Dave High 151
- NetBackup 8.0**
Updated 5 Jan 2017 by Dave High 39
- NetBackup Appliances**
Updated 5 Aug 2016 by Gareth Fraser-King 22
- NetBackup 7.6**
Updated 19 Jul 2016 by Gareth Fraser-King 100
- OpsCenter**
Updated 19 Jul 2016 by Gareth Fraser-King 7
- NBU 7.7.3 FAQ TSS Learning Paths Sept 2016.pdf**
Uploaded 9 Nov 2016 by Gareth Fraser-King 550.6 KB

Pick your deliverable

VERITAS[™]

Veritas Education Services Technical Field Enablement > Backup and Rec... > NetBackup > NetBackup 8.0

Download



Technical PPTs
Updated 5 Jan 2017 by Dave High 21

Technical Briefs
Updated 5 Dec 2016 by Dave High 13

Demo Videos
Updated 5 Dec 2016 by Dave High 5

Whitepapers
Created 6 Jul 2016 by Gareth Fraser-King 0

Blueprints
Created 6 Jul 2016 by Gareth Fraser-King 0

Infographics
Created 6 Jul 2016 by Gareth Fraser-King 0

VERITAS[™]

All Files > ... > NetBackup > NetBackup 8.0 > Technical Briefs



NBU 3.0 Technical Brief Virtual Appliance Overview Nov 2016.pdf
Uploaded 5 Dec 2016 by Dave High 939.1 KB 2

NBU 8.0 Technical Overview Deck Nov 2016.pptx
Uploaded 5 Dec 2016 by Dave High 13.8 MB 12

NBU 8.0 Whats New in NBU 8.0 and 3.0 Nov 2016.pptx
Uploaded 5 Dec 2016 by Dave High 1.8 MB 16

NBU 8.0 Technical Brief Support for MS Azure Nov 2016.pdf
Uploaded 5 Dec 2016 by Dave High 1.2 MB 10

NBU 8.0 Technical Brief HostDB Updates Nov 2016.pdf
Uploaded 5 Dec 2016 by Dave High 355.6 KB 3

NBU 8.0 Technical Brief VMware Selective VMDK Recovery Nov 2016.pdf
Uploaded 5 Dec 2016 by Dave High 921.9 KB 5

NBU 8.0 Technical Brief Accelerator for Hyper-V Nov 2016.pdf
Updated 5 Dec 2016 by Dave High 1 MB 5

NBU 3.0 Technical Brief Copilot Optimized Share Reserve Nov 2016.pdf
Updated 5 Dec 2016 by Dave High 437.1 KB 5

NBU 3.0 Technical Brief Appliance Features Overview. Nov 2016.pdf
Updated 5 Dec 2016 by Dave High 758.3 KB 7

NBU 8.0 Technical Brief WebServices Requirement Nov 2016.pdf
Uploaded 20 Nov 2016 by Dave High 460.5 KB 3



All InfoBits



CATALOGUE

CORPORATE TOOLS & INITIATIVES (353)

DEPARTMENT TOOLS, PROCESSES, AND PRACTICES (1381)

PRODUCT TRAINING & ACCREDITATIONS (2759)

*All eBooks (1)

*All InfoBits (2)

*All Partner Learning Paths (13)

▶ *All Partner Sales Academy (23)

▶ *All Partner Sales Academy - Languages (19)

*All Sales Academy (154)

FILTER

ACTIVITY

With additional context, results may be more relevant. If you enter more or more unspecified characters. If you enter more or more unspecified characters.

ACTIVITY (2)

Sort By RELEVANCE



InfoBits (External Gallery) ★★★★★

 Veritas Education Services' InfoBits enable you to learn something new in five minutes or less. The InfoBits

Course 000611



InfoBits (Internal Gallery) ★★★★★

Veritas Education Services' InfoBits enable you to learn something new in five minutes or less. The InfoBits gallery

Course 000610

SELECT

SELECT

1. Click on the little arrow to get the full menu
2. Click on All Technical Enablement
3. Click on Start – either for external or internal

1. Navigate through the galleries here:

These are short whiteboard videos that talk about specific technologies within the product

The screenshot displays the Veritas InfoBits (Internal Gallery) interface. At the top, the Veritas Education Services logo is on the left, and the 'INFOBITS (Internal Gallery)' title is in the center. A 'More' dropdown menu is on the right. The main content area features a large video player showing the Veritas logo. To the right of the player, there is a section for 'NETBACKUP 8.0' titled 'NetBackup 8.0 Accelerator for Hyper-V'. Below the title, a short description states: 'This Infobit will outline will discuss the details around the NetBackup 8.0 Accelerator for Hyper-V feature.' Social sharing icons for Facebook, Twitter, Google+, LinkedIn, and Email are provided. Below the main content, there is a 'categories' sidebar on the left with a dropdown menu currently set to 'Backup Exec'. The main gallery area is titled 'NetBackup 8.0' and includes a search bar, a 'Sort: Most Recent' dropdown, and navigation arrows. Three video thumbnails are displayed, each with a duration: 'NetBackup 8.0/3.0 Virtual Appliance' (3:58), 'NetBackup 8.0 Web Services Updates' (2:30), and 'NetBackup 8.0 Accelerator for Hyper-V' (4:24). A red arrow from the text on the left points to the gallery area.

CATALOGUE ×

CORPORATE TOOLS & INITIATIVES (353) >

DEPARTMENT TOOLS, PROCESSES, AND PRACTICES (1381) >

PRODUCT TRAINING & ACCREDITATIONS (2759) ▾

- *All eBooks (1)
- *All InfoBits (2)
- *All Partner Learning Paths (13)
- ▶ *All Partner Sales Academy (23)
- ▶ *All Partner Sales Academy - Languages (19)
- *All Sales Academy (154)
- ▶ *All Technical Academy (257)
- *All Technical Enablement (1)
- *All Technical Podcasts (1)

FILTER

ACTIVITY ▾ *

With additional context, results may vary. Search supports the use of the asterisk () wild card to represent one or more unspecified characters. If no results match your search, Search will return any results that closely match what you entered.*

Sort By **RELEVANCE** ▾

ACTIVITY (1)

Veritas Technical Podcasts ★★★★★

This entry provides a link to all Technical Podcasts created by Veritas Education Services. Click the Start button to

📎 Course 000211

SELECT ▾

1. Click on the little arrow to get the full menu
2. Click on All Technical Enablement
3. Click on Start – either for external or internal

Direct links to the Podcasts through Box are here:

NBU & NBU Appliances - <https://veritas.box.com/s/9yzubcfaynza62x94v4jxyzfeadh0uq0>

BE - <https://veritas.box.com/s/inje3pefe0k7xq6j4ctkh4ynwddudmii>

IA - <https://veritas.box.com/s/18nouklwkbpku3ifuf5o466w78a2nu74>

II - <https://veritas.box.com/s/qrjs4fqj49615xh47at4mxsakxslpfo7>

Anyone with the links to the Podcasts can also subscribe via iTunes – links:

On PC/Mac:

1. Select and copy the Podcast XML URL (Ctrl-C):
2. Open iTunes 3. File Menu > Subscribe to Podcast 4. Paste the URL (Ctrl-V) 5. Click OK
6. Rinse and repeat for the other podcasts

If iTunes is configured to sync with your iPhone, the podcast will also appear there.

Velocity Radio - <https://veritas.box.com/shared/static/08b2rbywnildt5r272zls0smnr8onl0x.xml>

NBU/Appliances - <https://veritas.box.com/shared/static/qczo8k3wvueydrit7iwz1xca6x623ro3.xml>

Backup Exec - <https://veritas.box.com/shared/static/akvqefxx9m0drq1jxk6itu5a2f9er2pv.xml>

IA - <https://veritas.box.com/shared/static/95nswrb7p07ttfqkdth3yetauhef2gfr.xml>

II - <https://veritas.box.com/shared/static/hnpy22299b58qo2b6l3s00x7wljo60kd.xml>



CATALOGUE

CORPORATE TOOLS & INITIATIVES (353)

DEPARTMENT TOOLS, PROCESSES, AND PRACTICES (1381)

PRODUCT TRAINING & ACCREDITATIONS (2759)

*All eBooks (1)

*All InfoBits (2)

*All Partner Learning Paths (13)

*All Partner Sales Academy (23)

FILTER

ACTIVITY

*

With additional context, results may vary. Search supports the use of the asterisk (*) wild card to represent one or more unspecified characters. If no results match your search, Search will return any results that closely match what you entered.

ACTIVITY (1)

Sort By

RELEVANCE



Veritas Education eBooks ★★★★★

Veritas Education Services eBooks are PDF copies of the student guides and lab guides used in Veritas Education

Course 000084

SELECT

1. Click on the little arrow to get the full menu
2. Click on All Technical Enablement
3. Click on Start – either for external or internal

VERITAS[™]

Veritas Education Services eBooks

Download











-  **Information Availability**
Updated 3 Jan 2017 by Arthi Phillips 33
-  **Information Intelligence**
Updated 7 Dec 2016 by Arthi Phillips 28
-  **Backup and Recovery**
Updated 9 Nov 2016 by Arthi Phillips 31

VERITAS[™]

Veritas Education Services eBooks > Backup and Recovery

Download



-  **NetBackup**
Updated 9 Nov 2016 by Arthi Phillips 16 
-  **NetBackup Appliance**
Updated 26 Sep 2016 by Arthi Phillips 6 
-  **Backup Exec**
Updated 27 Jul 2016 by Simran Hundal 7 
-  **Desktop and Laptop Option**
Updated 26 Jun 2015 by Jade Arrington 1 
-  **System Recovery**
Updated 26 Jun 2015 by Jade Arrington 1 

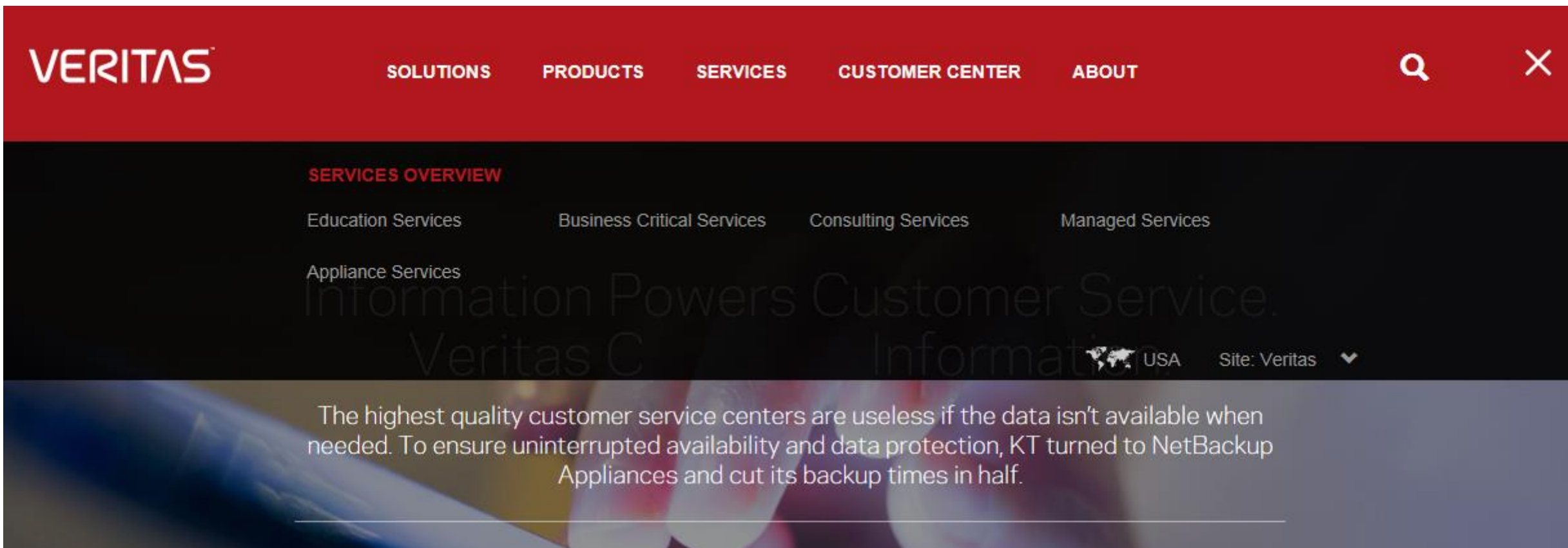
1. Download the Zip file here:

The screenshot shows the Veritas Education Services eBooks page. The breadcrumb navigation is: Veritas Education Services eBooks > Backup and Recovery > NetBackup. A 'Download' button is visible at the top left. Below it is a table of eBooks:

<input type="checkbox"/>		NetBackup 7.7.x Media Server Deduplication Pool (MSDP).zip Updated 9 Nov 2016 by Arthi Phillips 70.2 MB	<input type="checkbox"/>
<input type="checkbox"/>		Veritas NetBackup 7.7 Differences 7.6.1 to 7.7.2.zip Updated 27 May 2016 by Arthi Phillips 33.8 MB	<input type="checkbox"/>
<input type="checkbox"/>		Veritas NetBackup 7.7 - Administration.zip Uploaded 16 Oct 2015 by Arthi Phillips 186 MB	<input type="checkbox"/>
<input type="checkbox"/>		Veritas NetBackup 7.7 Maintenance and Troubleshooting.zip Uploaded 15 Oct 2015 by Arthi Phillips 77.2 MB	<input type="checkbox"/>
<input type="checkbox"/>		Veritas NetBackup 7.7: Advanced Administration .zip Uploaded 6 Oct 2015 by Arthi Phillips 94.5 MB	<input type="checkbox"/>




External Resources


eLibrary



Navigate to Services then Education Services

- Here you can view the Instructor led training (Classroom) or Virtual Academy (virtual instructor led training)
- Register for classes
- Take certifications (VCS)
- Purchase education credits
- Or visit the eLearning Site


SHARE   



Course List

Browse available training in an alphabetical list by product.

[View Course List](#)




Register for a Class

View the course schedule and register to take an upcoming class.

[Register Now](#)


[View FAQs](#)



Certification Exams

Earn an industry-recognized certification credential for administering Veritas products and solutions.

[Get Certified](#)




Certification Paths

Reference Veritas certification paths as a guide to achieving product expertise and certification.

[Backup & Recovery path](#)

[Information Governance path](#)


[Storage & Availability path](#)



Course Bundles

Optimize your Veritas product knowledge and proficiency through solution-based course bundles.


[View Course Bundles datasheet](#)



About Training Options

Veritas Education Services offers a variety of training delivery options. Choose what's right for you.


[Learn About Training Options](#)



About Purchase Options

In addition to standard payment methods, training credits and training days offer flexible purchasing options for training.

[Learn About Purchase Options](#)



Free eLearning

Visit the Veritas eLibrary to access hundreds of eLearning videos and demos.

[Go to the Veritas eLibrary](#)

How to Register for the eLibrary

The Veritas eLibrary is accessible by employees & Partners, but it only contains content that customers can see.

In addition, the content on the Veritas eLibrary presents material from a customer's perspective. Both employees and partners have access to more content on LearnCentral.

The link for the eLibrary is:

<https://www.veritas.com/elibrary/en.html>

The login is the same as for PartnerNet, but you may need to register.

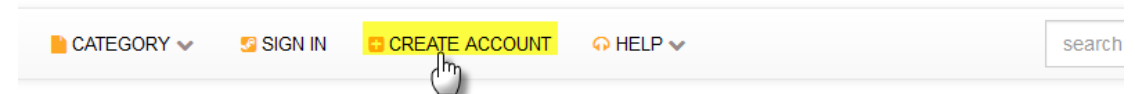
Registering for a Free Veritas eLibrary Subscription

Below are some important notes and step-by-step instructions about how to register for a free Veritas eLibrary.

- **Please Note** - To access the Veritas eLibrary you must have:
 - 1) An active Veritas Education account; and
 - 2) A subscription to the Veritas eLibrary

- 1. Here is the link for Veritas eLibrary <https://www.veritas.com/elibrary/en.html>, to access eLibrary you need to have a subscription for it. If you have a subscription for it, please click on Sign In and then login using your credentials to access training modules.
- 2. If you do not have subscription, please click on Create Account link as shown in below screenshot, you will be directed to Veritas SABA site.
- 3. If you have SABA account, please login using your credentials and if you do not have SABA account, please click on new user link as shown in below screenshot and then fill in all the details to create an account.
- 4. Your account gets created and you get logged in, click on "I Accept" for terms and conditions and then click

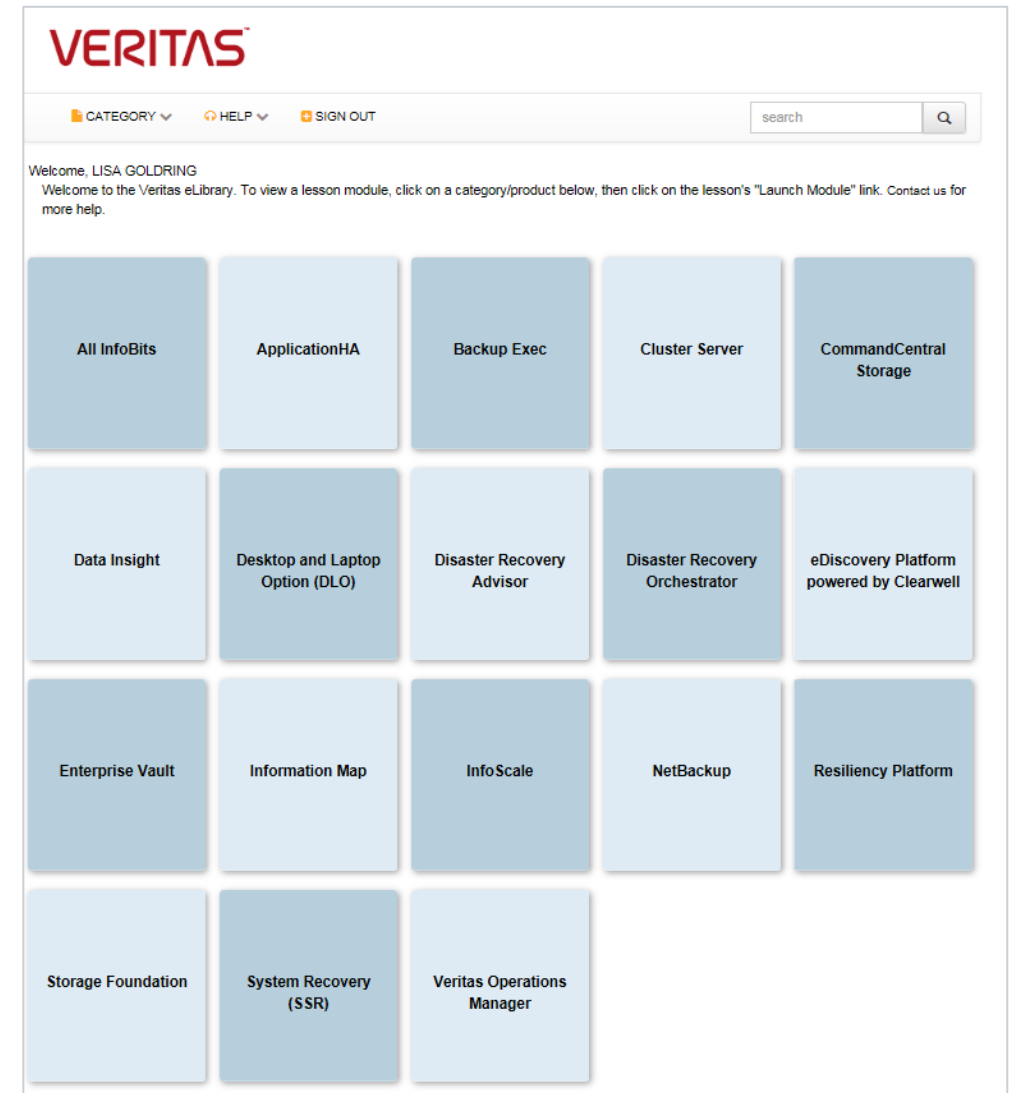
VERITAS



Welcome to the Veritas eLibrary. Members of the Veritas eLibrary receive free access to hundreds of regularly updated on-demand modules covering the breadth and depth of the Veritas product portfolio. Modular topics cover installation, configuration, deployment, and more.

Note: Use LearnCentral for online technical eLearning courses. The same eLearning content that is published for external customers in the Veritas eLibrary is also published in LearnCentral.

Navigating the eLibrary is straightforward. Click the tile for the product you want, and then select the product version. The example on the slide shows how to access NetBackup 7.7.



VERITAS[™]

CATEGORY ▾ HELP ▾ SIGN OUT

search

Welcome, LISA GOLDRING
Welcome to the Veritas eLibrary. To view a lesson module, click on a category/product below, then click on the lesson's "Launch Module" link. Contact us for more help.

All InfoBits	ApplicationHA	Backup Exec	Cluster Server	CommandCentral Storage
Data Insight	Desktop and Laptop Option (DLO)	Disaster Recovery Advisor	Disaster Recovery Orchestrator	eDiscovery Platform powered by Clearwell
Enterprise Vault	Information Map	InfoScale	NetBackup	Resiliency Platform
Storage Foundation	System Recovery (SSR)	Veritas Operations Manager		

Enterprise Vault Information Map InfoScale NetBackup Resiliency Platform

- NetBackup
 - NetBackup 2.7.3
 - NetBackup 2.7.1
 - NetBackup 2.5.2
 - NetBackup 7.7
 - NetBackup 7.6
 - NetBackup 7.5
 - NetBackup Appliance
 - NetBackup for NDMP
 - NetBackup Oracle for Unix
 - NetBackup PureDisk
 - NetBackup OpsCenter

Drilling down to training in the eLibrary

A screenshot of the eLibrary navigation menu. The menu is a vertical list of items, each with a right-pointing chevron. The items are: NetBackup, NetBackup 2.7.3, NetBackup 2.7.1, NetBackup 2.5.2, NetBackup 7.7 (highlighted with a red box), NetBackup 7.7.3 Blueprints, NetBackup 7.7.3 Differences, NetBackup 7.7.2: Blueprints, NetBackup 7.7.2: Technical Briefs, NetBackup 7.7.2 What's New (indicated by a red arrow), NetBackup 7.7.1 What's New, NetBackup 7.7.1 Blueprints, and NetBackup 7.7.1 Technical Presentations.

A screenshot of the NetBackup 7.7.2 What's New training page. The page has a light blue header with a chevron and the text "NetBackup 7.7.2: Technical Briefs". Below the header is a section titled "NetBackup 7.7.2 What's New" with a chevron. The main content area contains a grid of six module cards, each with a title, a brief description, and a "Launch Module" button. The first card, "NetBackup 7.7.2 Introduction (1 of 6)", is highlighted with a red box. A red arrow points from the "NetBackup 7.7.2 What's New" section in the left screenshot to this card. Below the grid is a list of other training items with chevrons: NetBackup 7.7.1 What's New, NetBackup 7.7.1 Blueprints, NetBackup 7.7.1 Technical Presentations, NetBackup 7.7 Administration, and NetBackup 7.7. Maintenance and Troubleshooting.

NetBackup 7.7.2: Technical Briefs

NetBackup 7.7.2 What's New

This course is designed for NetBackup customers that are considering upgrading their NetBackup environments to NetBackup version 7.7.2, and that require an understanding of the new features delivered in that release. This course consists of six modules.

NetBackup 7.7.2 Introduction (1 of 6)

This module covers the new and enhanced release features for NetBackup 7.7.2: release categories, release resources, release support information and the release installation and upgrade requirements.

▶ Launch Module

Database Enhancements (2 of 6)

This module describes how the existing Oracle restore functionality is enhanced to now support Oracle multistream restores for proxy backups.

▶ Launch Module

Supportability Enhancements (3 of 6)

This module describes how NetBackup 7.7.2 provides improved security, administration and workflow to the Java Administration Console.

▶ Launch Module

Process Enhancements (4 of 6)

This module describes how the new UNIX agent nbtar is used for import, verify and restore operations.

▶ Launch Module

Virtualization Enhancements (5 of 6)

This module covers restore files and directories from Linux VMWare virtual machines as non-root users.

▶ Launch Module

Storage Enhancements (6 of 6)

This module discusses new storage enhancements to the NetBackup 7.7.2 release, including Amazon storage class and S3 support for Cluster Master.

▶ Launch Module

NetBackup 7.7.1 What's New

NetBackup 7.7.1 Blueprints

NetBackup 7.7.1 Technical Presentations

NetBackup 7.7 Administration

NetBackup 7.7. Maintenance and Troubleshooting

Registering for Education Services classes

External Instructor Led Training

Accessing Instructor Led Training & Virtual Academy

- Veritas Employees and Partners can register for and take ILT and VA courses for around half price.
- Classroom training is provided by Veritas Education, in both physical and virtual environments.
- We can also request custom boot camps for Partners where appropriate.
- **Forgot your password?** A confirmation email is sent to you, but be patient. It takes a while for the email to arrive.
- TechLearn is located at:
<https://education.veritas.com/techlearn>
 - Should be the same login as your PartnerNet (Veritas Account) login.
 - Log in to TechLearn to see which classroom and virtual courses are offered near you, and to register.

The screenshot shows the 'Employee Portal to Public Training' login page for 'Veritas TechLearn'. It features a login form with fields for 'Veritas HR ID' (containing '032898') and 'Password' (masked with dots). There is a 'Log In' button, a 'Remember me' checkbox, and a 'Forgot your password?' link. To the right, there is a welcome message and a section titled 'Login & Password Information' which explains that the user ID is the same as the 6-digit employee ID, with a leading zero if necessary. It also provides instructions on how to reset a password via email. A red box highlights the 'Forgot your password?' link and the 'Login & Password Information' section.

VERITAS[™]

Employee Portal to Public Training

Veritas TechLearn

Veritas HR ID

Password

Remember me

[Forgot your password?](#)

Welcome to the Employee Portal to Public Training (formerly known as 'TechLearn')

This is where Veritas employees can view the public course listing and register for the same classes that are offered to our customers and partners. Most of our customer courses are focused on Veritas products and are aimed at a technical audience. There is no charge to your cost center to register for or attend a public course.

Login & Password Information

Your user ID is the same as your 6-digit employee ID. Add a leading zero if necessary (for example: 012345). If you do not recall your password, please click on this **Forgot your password?** link. In the 'Forgot Your Password?' window, enter your employee ID in the User Name field and click the Reset Password button. A validation email will be sent to your Veritas email address. Follow the instructions in the email to reset your TechLearn password.

Contact Us

If you need further assistance regarding TechLearn, please send an email to education.system@veritas.com and one of our training specialists will contact you.

After logging in, use the menu on the left to:

- Change your password using the **View My Profile** link.
- Check on upcoming classes using the **View My Enrollments** link.
- See your training history using the **View My Transcript** link
- **Note:** A class in which an internal student is registered may be canceled if the minimum number of seats required to be filled by external customers or partners is not met.
- To register for a class, click the **Browse Course Catalog** link in the left menu. Two tabs are displayed, **Search** and **Browse**.
- Click **Search** if you have the 8-digit offering ID (example 00056802) of the class for which you want to register.
 1. Enter the offering ID and click the **Search Learning Catalog** button. If you do not have the class Offering ID, you may search by entering information in any of the **Advanced Search** fields. The information for the class offering is displayed. If the class is full or if there are no internal seats assigned in the class, a message is displayed in the **Register** column.
 2. Click the **Register** link to enroll in the class. You will receive a **Registration Confirmation** page when you successfully enroll in the class.
 3. Click the **Print** link to print the confirmation.
 4. Click **View My Enrollments** to view the class in your **Enrollments** page.
- In the example on the slide, we clicked **Browse**, and selected **NetBackup** under the **Browse** tab.

Browsing the TechLearn Course Catalog

VERITAS[™] Employee Portal to Public Training

Welcome Lisa Goldring
Today is: 25-JUL-2016

1. Welcome
This is where Veritas employees can view the public course listing and register for the same classes that are offered to our customers. Most of our customer courses are focused on Veritas products and are aimed at a technical audience. There is no charge to your cost center to register for or attend a public course. Contact Us: If you need further assistance regarding this site, please send an email to education.system@veritas.com and one of our training specialists will contact you.

2. Current Enrollments

Name	Status	
Veritas NetBackup 6.x for UNIX, Administration	Confirmed	11-DEC-2006
Availability Solutions: VCS	Confirmed	
Availability Solutions: VERITAS Volume Replicator	Confirmed	
Introduction to vLicense	Confirmed	
NetBackup BusinessServer 3.4 Enterprise	Back Ordered	
Symantec Endpoint Protection Tech Center	Confirmed	

[Add Learning](#) [All Enrollments](#)

3. Notices

Wait-listed Registrations
No items found

Development Plan-Items to Do

Title	Target Date	Status
VERITAS Volume Manager 3.2 Fundamentals I (web based)	06-MAR-2003	

Surveys/Evaluations Awaiting Response

Evaluation	Offering Details	Date Submitted
Launch Evaluation	Veritas NetBackup 6.x for UNIX, Administration	30-JAN-2007
Launch Evaluation	Veritas NetBackup 6.x for UNIX, Administration	30-JAN-2007

VERITAS[™] Employee Portal to Public Training

Course Catalog

The Veritas TechLearn Course Catalog provides the breadth and depth you need to obtain complete product expertise.

- To register for a class, click on a product group name listed under one of the main categories.
- Click the **Search** button next to the name of the course you want to take.
- The next page lists all of the classes scheduled in all locations, with detailed class information.
- Narrow your search by specifying a training center in the **Location** field at the bottom of the page, then click the **Search Learning Catalog** button.
- Click the **Register** link next to the class in which you wish to enroll.

If you have questions about searching for a class or need further assistance, send an email to education.system@veritas.com.

Backup & Recovery
Learn to implement, manage and use advanced features of your data protection solutions to maximize value from your investments and minimize unplanned downtime of your assets.

Business Continuity & Storage Management
Learn to implement, manage and optimize your storage and information availability and effectively minimize unplanned downtime.

Information Intelligence
Learn to optimize the way information is managed throughout its lifecycle by gaining better visibility, access and control to your data and deriving maximum value from your information.

Technical Training - Self Paced
For other specific product training, please visit our eLibrary by clicking the following link.

[Backup Exec NetBackup System Recovery](#)

[InfoScale Availability](#)
[InfoScale Enterprise](#)
[InfoScale Storage](#)

[Data Insight eDiscovery Platform \(Clearwell\)](#)
[Enterprise Vault](#)
[Enterprise Vault.cloud](#)
[Information Map](#)

[Veritas eLibrary](#)

1. There is a list of the high-level product categories, and the specific product lines within them.
2. To search for a class under the **Browse** tab, click a product within a high-level category. In the example on the slide, we clicked **NetBackup** under **Backup & Recovery**.
 - The next page lists all of the NetBackup courses available in the Learning Catalog.
 - To view more information about a course, click the course name link.
3. To search for scheduled classes of a specific course, click the **Search** button next to the name of the course in which you are interested. In the example on the slide, we clicked the **Search** button next to *Veritas NetBackup 7.7: Differences 7.6.1 to 7.7.2*.
 - The next page displays **all** of the classes in all regions scheduled for the course. Click the **Next** button to view more pages and classes.
 - At the bottom of the list of classes are some simple search fields that you can use if you wish to refine your search. The **Title**, **Offering ID** and **Currency** fields are prepopulated. You may change other fields to refine the search.
 - Available seats for internals are shown in the **Open Seats** column on the right. If the class is Full or if there are no internal seats assigned in the class, a message is displayed in the **Register** column.
4. Click the **Register** link to enroll in a class. You will receive a **Registration Confirmation** page when you successfully enroll in the class.
5. Click the **Print** link to print the confirmation.
6. Click **View My Enrollments** to view the class in your **Enrollments** page

Registering for Instructor Led Training and Virtual Academy

VERITAS[™]
Employee Portal to Public Training

- My Education
- Browse Course Catalog**
- Profile
- View My Profile
- Enrollments
- View My Enrollments
- View My Transcript
- Check Order History
- Logout
- Log Out

Course Catalog

The Veritas TechLearn Course Catalog provides the breadth and depth you need to obtain complete product expertise.

1. Click on the Course Title to see details about the course.
2. Click on the **Next** page link, if displayed, to see more course titles.
3. If you can't find what you're looking for, use the search fields at the bottom of the page to refine your search.
4. Click the **Register** link next to the class in which you wish to enroll.

If you have questions or need further assistance, contact us education.system@veritas.com.

Search Browse

[Top](#)
[Backup & Recovery](#) > [NetBackup](#)

Courses and Packages	ID	Actions
Veritas NetBackup 7.7.x Media Server Deduplication Pool	DP0125	Search
Veritas NetBackup 7.7: Differences 7.6.1 to 7.7.2	DP0128	Search
Veritas NetBackup 7.7: Administration	DP0134	Search
NetBackup 7.7: Advanced Administration	DP0135	Search
NetBackup 7.7: Maintenance and Troubleshooting	DP0136	Search
Veritas NetBackup 7.6.x Appliances: Configuration and Management	DP0139	Search
Veritas NetBackup 7.6.x: Administration	DP0140	Search
Veritas NetBackup 7.6 Bare Metal Restore: Administration	DP0143	Search
NetBackup 5230 Appliance release 2.6: Support Training	DP0150	Search
Veritas NetBackup 7.5 for UNIX and Windows: Maintain and Troubleshoot	DP0153	Search

Next

VERITAS[™]
Employee Portal to Public Training

- My Education
- Browse Course Catalog**
- Profile
- View My Profile
- Enrollments
- View My Enrollments
- View My Transcript
- Check Order History
- Logout
- Log Out

Learning Catalog

The Veritas Techlearn Education Course Catalog provides the breadth and depth you need to obtain complete product expertise.

1. Click on the Course Title to see details about the course.
2. Click on the **Next** page link, if displayed, to see more course titles.
3. If you can't find what you're looking for, use the search fields at the bottom of the page to refine your search.
4. Click the **Register** link next to the class in which you wish to enroll.

If you have questions or need further assistance, contact us education.system@veritas.com.

Search Browse

Learning Offerings and Packages

Title	Delivery Type	Start Date	End Date	Session	Location	Facility	Language	Offering ID	Price	Open Seats	Register
Veritas NetBackup 7.7: Differences 7.6.1 to 7.7.2	Virtual Class	22-AUG-2016	24-AUG-2016	VA - M-W 11:00am-7:00pm (24 Hrs)	VIRTUAL	ACADEMY	English	00110639	0.00 USD	1	Register
Veritas NetBackup 7.7: Differences 7.6.1 to 7.7.2	Instructor-Led	26-SEP-2016	28-SEP-2016	M-W 9:30-5:30 (24 Hrs)	FR - Courbevoie	Veritas - Courbevoie, FR	French	00110647	0.00 USD	1	Register
Veritas NetBackup 7.7: Differences 7.6.1 to 7.7.2	Instructor-Led	15-MAR-2017	17-MAR-2017	W-F 9:00-5:00 (24 Hrs)	SG - Singapore	Veritas - Singapore, SG - (Post Ctr.)	English	00110784	0.00 USD	1	Register

Registering yourself or a Partner for a class go through TechLearn

Registering a customer to purchase a class:

NAM - americas.education@veritas.com

LAMC - lamc.education@veritas.com

APJ - apj.education@veritas.com

EMEA - europe.education@veritas.com

Technical Field Enablement

II – Andy Joyce

IA – Brad Willer

BnR – Gareth Fraser-King

LearnCentral

Global - Jade Arrington





Thank you!

Presenter's Name

Presenter's email

Presenter's phone

VERITAS PROPRIETARY/CONFIDENTIAL – INTERNAL USE ONLY
Copyright © 2017 Veritas Technologies LLC. All rights reserved.